

EROS

10 vibration modes

IPX7 Waterproof

**Made from silicone
and ABS plastic**

Charging

- For maximum pleasure charge before every use.
- Connect the included USB magnetic charging cable and insert the USB end into the wall adaptor or computer USB port (Computer must be turned on) or power bank.
- The slow, intermittent glow indicates charging in progress.
- A full charge takes up to 120 minutes for 60 minutes of play.




Magnetic
charging port




- travel lock :
Press and hold the K1 button for 3 seconds while the toy is OFF. The LED light will flash twice indicating that the toy is locked. To disable the travel lock, Press and hold the on/off button for 3 seconds. The LED light will flash twice indicating that the toy is unlocked.

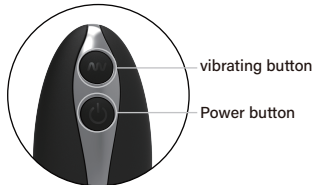
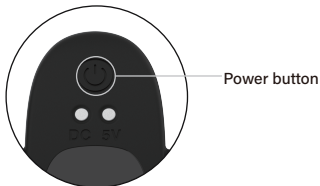
How To Use

Without remote control

- Hold the  button to turn on/off.
- Press it quickly to cycle through 10 vibration modes.

With the remote control

- Hold the  button on the base for standby mode. The LED lights will flash.
- The remote is powered by 1 CR2032 battery (included). Slide the lid to open the
- Hold the  button on the remote to turn on/off.
- Press the  button quickly to cycle through 10 vibration modes.



Cleaning and Care

- Use a toy cleaner/mild soap with water to clean the product before and after each use.
- Pat with a towel and allow it to air dry completely.
- Use with the water-based lube only, no silicone lubricants.



Warning

- Do not use on inflamed and injured areas.
- Discontinue use if feeling pain or discomfort.
- Adult novelty only. Use for medical purposes or for a use that has an adverse effect on any function of the body is prohibited.